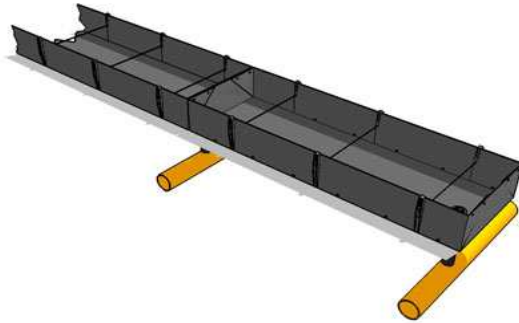


ROSES

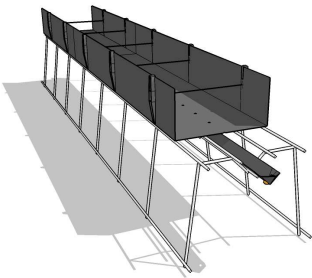
Trough without Drainage holes



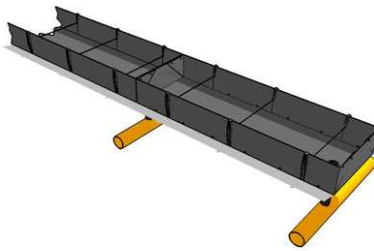
Recommended size:
20-40-20

ELEVATIONS

Galvanized metal elevations
30 – 40 cm height
+ V drainage



Without elevations:
on the ground



Galvanized metal elevations
30 – 40 cm height

